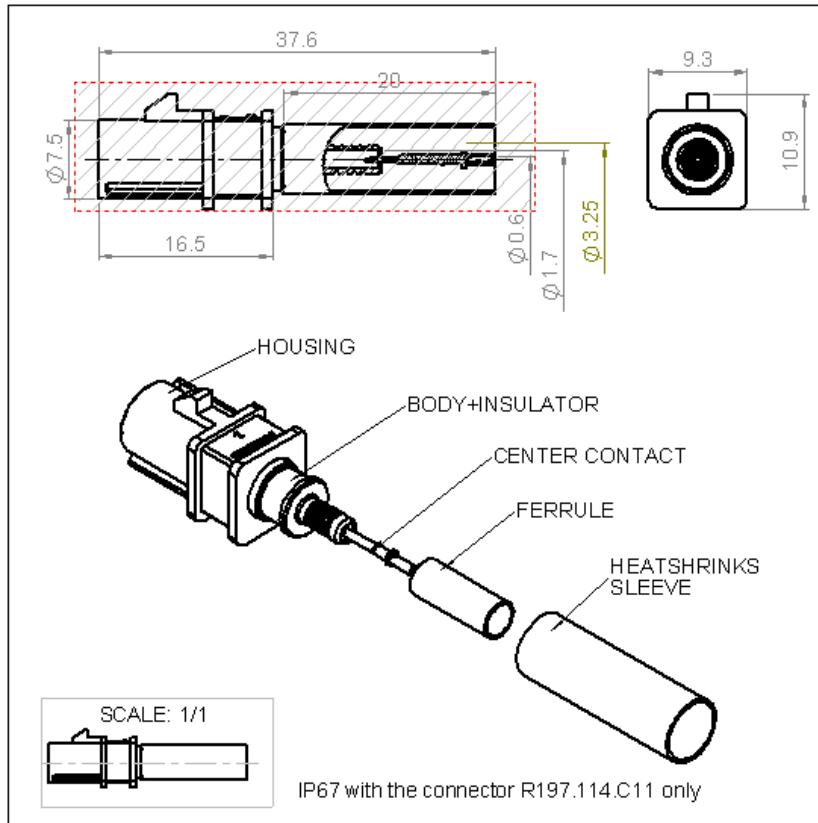


WATERPROOF STRAIGHT JACK CRIMP+HOUSING

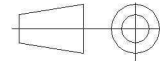
R197.134.C11

CABLE 2.6/50S

Series : **SMB**
CARLOCK



All dimensions are in mm.



COMPONENTS	MATERIALS	PLATINGS (µm)	
BODY	BRASS	NICKEL 2	
CENTER CONTACT	BRASS	GOLD 0.8 OVER NICKEL 2	
OUTER CONTACT	-	-	
INSULATOR	PTFE	-	
GASKET	NBR 70	-	
OTHERS PARTS	BRASS	NICKEL 2	
HOUSING	PA6.6 GF15 (POLYAMIDE)	UL CLASSIFICATION	COLOR
		UL 94 V-2	SEE PAGE 3

Issue : 0737 B

In the effort to improve our products, we reserve the right to make changes judged to be necessary.



WATERPROOF STRAIGHT JACK CRIMP+HOUSING

R197.134.C11

CABLE 2.6/50S

Series : **SMB**
CARLOCK

PACKAGING

Standard	Unit	Other
100	'W' option	Contact us

SPECIFICATION

QS9000

ELECTRICAL CHARACTERISTICS

Impedance	50	Ω
Frequency	0-4	GHz
VSWR	TBD + 0,0000	x F(GHz) Maxi
Insertion loss	TBD	\sqrt{F} (GHz) dB Maxi
RF leakage	- (TBD	- F(GHz)) dB Maxi
Voltage rating	335	Veff Maxi
Dielectric withstanding voltage	1000	Veff mini
Insulation resistance	1000	M Ω mini

CABLE ASSEMBLY

Stripping	a	b	c	d	e	f
mm	2,50	5,50	13,6	0,00	11,1	0,00

Assembly instruction : **See page 4**

Recommended cable(s)

RG 174

RG 316

Characteristics indicated on this data sheet are those that can be achieved with the highest performance cable. Intrinsic limitations of the cable may diminish the performance of the assembly

Cable retention

- pull off	RG174	65* N mini
	RG316	110 N mini
- torque	NA N.cm	

MECHANICAL CHARACTERISTICS

Center contact retention		
Axial force – Mating end	10	N mini
Axial force – Opposite end	10	N mini
Torque	NA	N.cm mini

TOOLING

Part Number	Description	Hexagon
.	.	.
R282.235.915	CRIMPING DIES	Hex 3.25 Square 0.72
R282.271.000	CRIMPING TOOL	Hex 3.25 Square 0.72
R282.281.000	CRIMPING TOOL	2x4pts 3pos
R282.293.000	CRIMPING TOOL M22520/5-01	
R282.967.034	POSITIONER FOR TOOL R282 281	

Recommended torque		
Mating	NA	N.cm
Panel nut	NA	N.cm
Clamp nut	NA	N.cm
A/F clamp nut	0,0000	mm

Mating life	10	Cycles mini
Weight	3,1680	g

ENVIRONMENTAL

Operating temperature	-40/+110	$^{\circ}$ C
Hermetic seal	NA	Atm.cm3/s
Panel leakage	IP67	

OTHERS CHARACTERISTICS

Depends on the cable used

Issue : 0737 B

In the effort to improve our products, we reserve the right to make changes judged to be necessary.

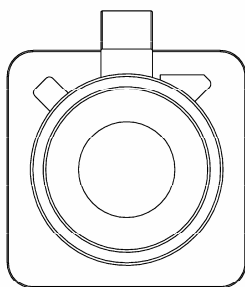


WATERPROOF STRAIGHT JACK CRIMP+HOUSING

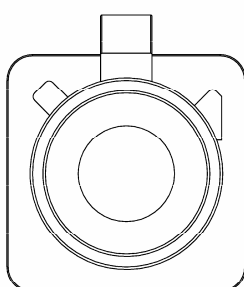
R197.134.C11

CABLE 2.6/50S

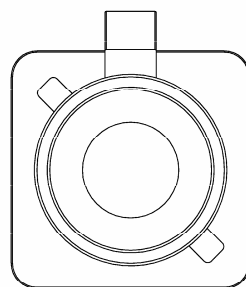
Series : SMB
CARLOCK



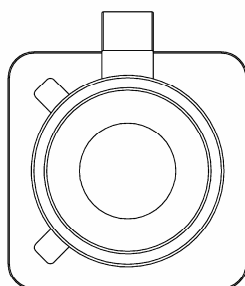
CODING A
COLOR BLACK
RAL 9005



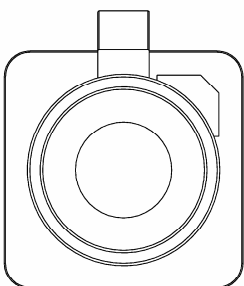
CODING B
COLOR WHITE
RAL 9003



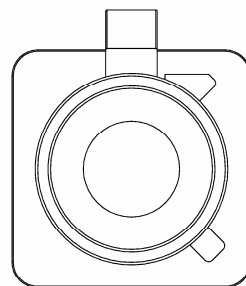
CODING C
COLOR BLUE
RAL 5005



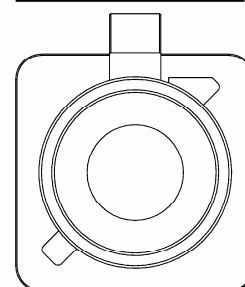
CODING D
COLOR BORDEAUX
VIOLET
RAL 4004



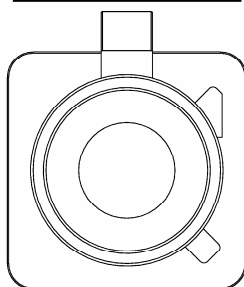
CODING E
COLOR GREEN
RAL 6002



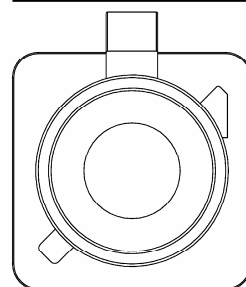
CODING F
COLOR BROWN
RAL 8011



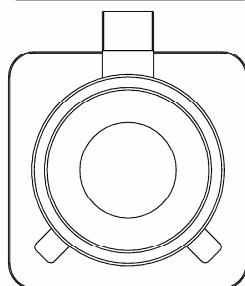
CODING G
COLOR GREY
RAL7031



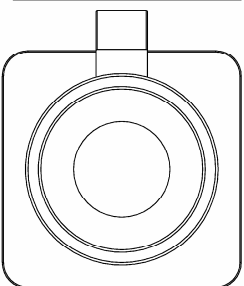
CODING H
COLOR VIOLET
RAL 4003



CODING I
COLOR BEIGE
RAL 1001



CODING K
COLOR CURRY
RAL 1027



CODING Z
COLOR WATER BLUE
RAL 5021

UL CLASSIFICATION
UL 94V-2

*According to FAKRA specifications

-To obtain the complete P/N please fill in the blank " _ " with the coding letter

Issue : 0737 B

In the effort to improve our products, we reserve the right to make changes judged to be necessary.



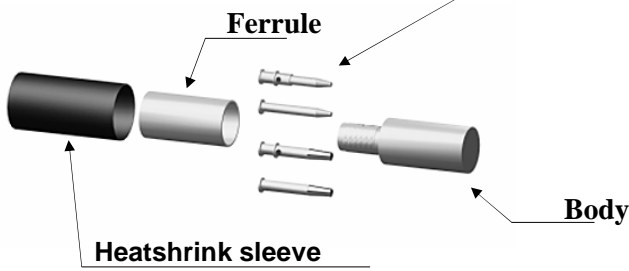
WATERPROOF STRAIGHT JACK CRIMP+HOUSING

R197.134.C11

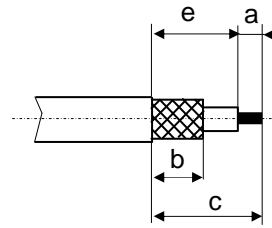
CABLE 2.6/50S

Series : **SMB**
CARLOCK

COMPONENTS

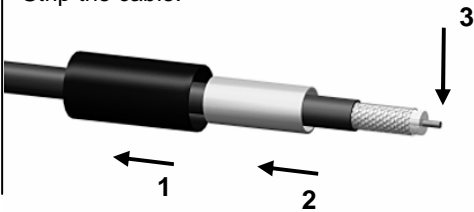


STRIPPING DIMENSIONS




1

Slide the heatshrink sleeve onto the cable.
Slide the ferrule onto the cable.
Strip the cable.



4

Slide the cable into the body until it bottoms against the insulator.




2

Slide the centre contact on until it bottoms against the cable dielectric.
Solder the centre contact.
Clean solder area.




5

Slide the ferrule over the braid.
Crimp the ferrule with crimping tool (see connector TDS).




3

Fan the braid.



6

Cut the excess of braid if necessary.
Slide the sleeve over the ferrule and heatshrink it in place.



Issue : 0737 B

In the effort to improve our products, we reserve the right to make changes judged to be necessary.

